FREE-STANDING RACKS

iSEVEN **RI7**

RI7- 42-80/80

The iSEVEN RI7 rack has been designed to provide users with an unmatched ratio between price, utility value and quality. Ideal for installers and end-users who want to spend less time choosing between various options.



MAIN ADVANTAGES

- Universal rack for standard daily IT use
- Available in 35 dimensions
- Pre-configured rack, with many other options

COLOR SAMPLER: RAL 9005 RAL 7035

DESCRIPTION:

Sizes
- Height: 15, 21, 27, 33, 42, 45, 48U
- Width: 600, 800 mm
- Depth: 600, 800, 1000 mm

Construction
- Welded-frame design
- 1.5 & 2 mm sheet steel

Load rating
- 15 – 33U: 300 kg
- 42 – 48U: 500 kg

19" Vertical extrusions
- 2 pairs of sliding 19" extrusions, adjustable from inside

IP rating
- Standard IP30

Colors
- Standard RAL 7035 and 9005

Front door
- Security glass door with swivel handle lock – DIN profile, universal key 333
- Optional: sheet steel door, perforated door or vented door – perforation rate 86%
- Easy re-hanging to open on right or left
- Door opening angle 180°

Rear panel
- Removable, with knock-out cable entry and lock
- Optional: sheet steel door, perforated door or vented door – perforation rate 86%

Side panels
- Removable, with locks

Knock-out openings – cable entry
- Universal size 300×100 mm – rear side of top and bottom plate and rear panel
- Universal openings can be covered by blank panels (ordered separately)
- Extended size 500×115 mm – both sides of top and bottom plate. Consists of 3 parts – 300×115 mm and 2× – 100×115 mm, each of which can be opened individually.
- Extended opening can be covered by blank panel or standard cable brush – middle opening. Opening can be protected by rubber edge piece (DP-KP-LEM-6) or brushes (DP-KP-KAR-6).

Knock-out openings – ventilation unit installation
- Standard size 480×280 mm (1000 mm deep – 480×440 mm)
- Available in top and bottom plate
- Can be covered with blank panels (ordered separately)

Adjustable Feet

iSEVEN RI7 RACKS – TECHNICAL DATA AND DIMENSIONS

Code	H (in U)	Load rating (kg)	Dimensions (mm)				Dimensions including packing (mm)			Gross weight (kg)
			H*	W	D	Useful depth	H	W	D	
RI7-15-60/60	15	300	778	600	600	590	913	640	640	43
RI7-21-60/60	21	300	1045	600	600	590	1179	640	640	52
RI7-27-60/60	27	300	1311	600	600	590	1446	640	640	61
RI7-33-60/60	33	300	1578	600	600	590	1713	640	640	72
RI7-42-60/60	42	500	1978	600	600	590	2113	640	640	83
RI7-45-60/60	45	500	2111	600	600	590	2246	640	640	88
RI7-48-60/60	48	500	2245	600	600	590	2380	640	640	95
RI7-15-60/80	15	300	778	600	800	790	913	640	840	54
RI7-21-60/80	21	300	1045	600	800	790	1179	640	840	61
RI7-27-60/80	27	300	1311	600	800	790	1446	640	840	70
RI7-33-60/80	33	300	1578	600	800	790	1713	640	840	81
RI7-42-60/80	42	500	1978	600	800	790	2113	640	840	94
RI7-45-60/80	45	500	2111	600	800	790	2246	640	840	100
RI7-48-60/80	48	500	2245	600	800	790	2380	640	840	106
RI7-15-60/100	15	300	778	600	1000	990	913	640	1040	65
RI7-21-60/100	21	300	1045	600	1000	990	1179	640	1040	70
RI7-27-60/100	27	300	1311	600	1000	990	1446	640	1040	77
RI7-33-60/100	33	300	1578	600	1000	990	1713	640	1040	92
RI7-42-60/100	42	500	1978	600	1000	990	2113	640	1040	108
RI7-45-60/100	45	500	2111	600	1000	990	2246	640	1040	115
RI7-48-60/100	48	500	2245	600	1000	990	2380	640	1040	120
RI7-15-80/80	15	300	778	800	800	790	913	840	840	65
RI7-21-80/80	21	300	1045	800	800	790	1179	840	840	73
RI7-27-80/80	27	300	1311	800	800	790	1446	840	840	84
RI7-33-80/80	33	300	1578	800	800	790	1713	840	840	95
RI7-42-80/80	42	500	1978	800	800	790	2113	840	840	116
RI7-45-80/80	45	500	2111	800	800	790	2246	840	840	120
RI7-48-80/80	48	500	2245	800	800	790	2380	840	840	124
RI7-15-80/100	15	300	778	800	1000	990	913	840	1040	74
RI7-21-80/100	21	300	1045	800	1000	990	1179	840	1040	82
RI7-27-80/100	27	300	1311	800	1000	990	1446	840	1040	90
RI7-33-80/100	33	300	1578	800	1000	990	1713	840	1040	108
RI7-42-80/100	42	500	1978	800	1000	990	2113	840	1040	125
RI7-45-80/100	45	500	2111	800	1000	990	2246	840	1040	130
RI7-48-80/100	48	500	2245	800	1000	990	2380	840	1040	139

* Height in mm without feet; for feet add 16-45 mm

iSEVEN RI7 RACKS

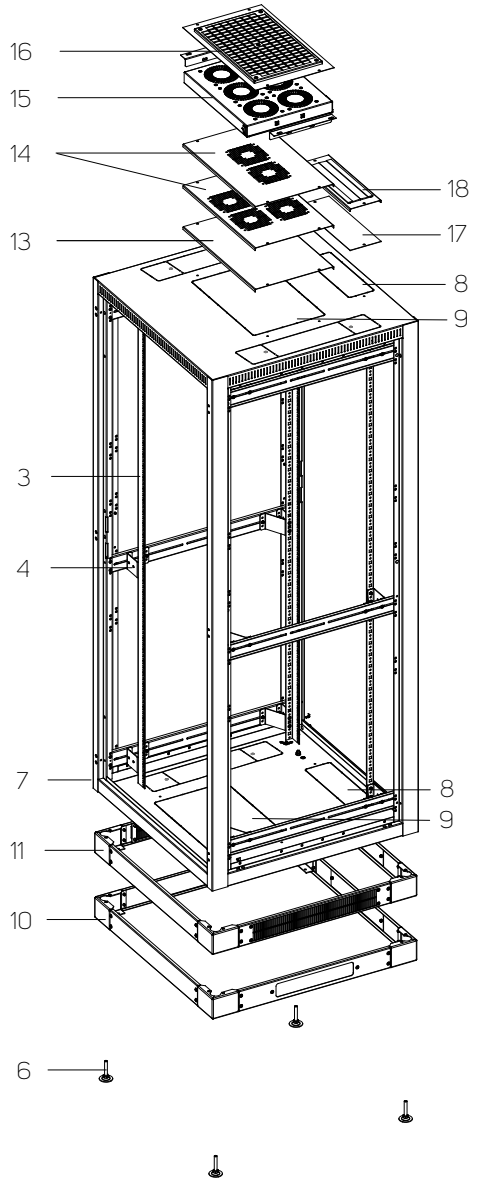



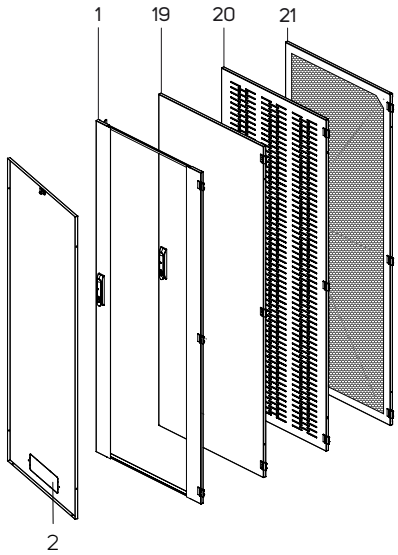

STANDARD CONFIGURATION (short Code only)		OPTIONS	
1	Glass door	10	Plinth
2	Rear panel with knock-out cable entry	11	Plinth with filter
3	4 pcs of 19" vertical extrusions	13	Blank panel
4	Holders for vertical extrusions	14	Blank panels for ventilation unit openings
6	Adjustable feet	15	Ventilation unit
7	Frame of rack	16	Connecting kit with filter for ventilation unit
8	Top and bottom knock-out openings for cable entry	17	Blank panel for cable entry openings
9	Top and bottom knock-out openings for ventilation unit	18	Dust-proof panel with brush for cable entry openings
22	Side panel	19	Sheet steel door
-	GND/earthing kit	20	Perforated sheet steel door
-	28 mounting kits	21	Vented door – perforation 86%

TECHNICAL DRAWING

REAR VIEW SIDE VIEW FRONT VIEW

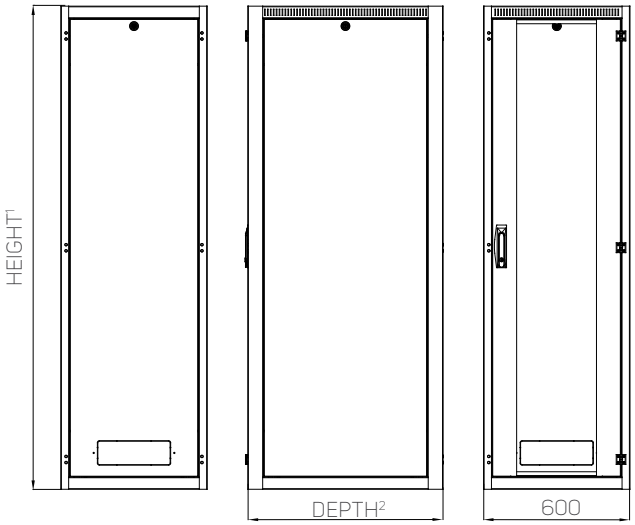

TOP VIEW

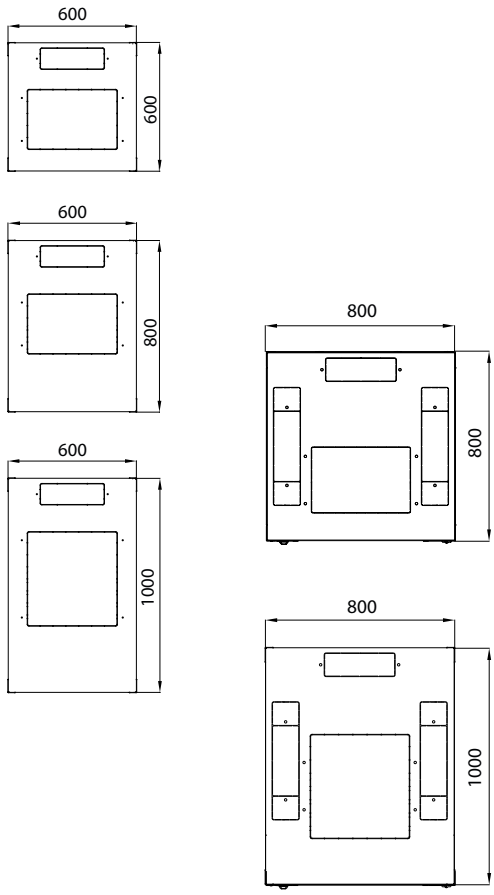

REAR VIEW SIDE VIEW FRONT VIEW

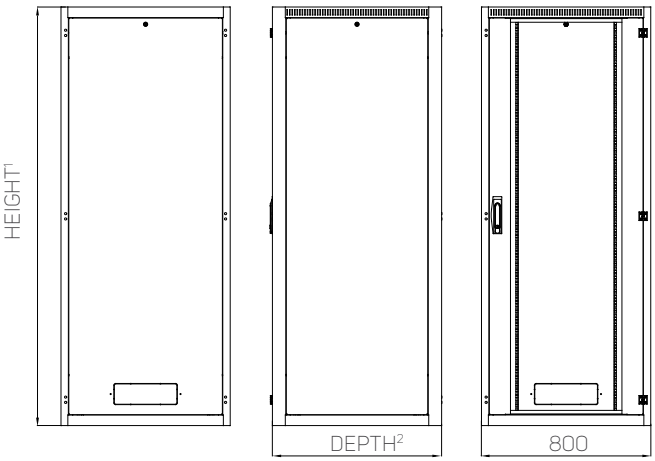

EXAMPLE – OPENED DOOR

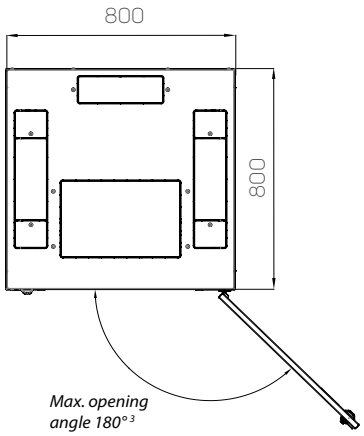

[1] Available heights:
15U/778 mm
21U/1044 mm
27U/1311 mm
33U/1578 mm
42U/1978 mm
45U/2111 mm
48U/2245 mm

[2] Available depths:
for width 600 mm: 600, 800, 1000 mm
for width 800 mm: 800, 1000 mm

[3] When rear doors applied (rear panel standard), max. angle 180 degrees

Ventilation unit openings

420×280 mm (depth 1000 mm – 420×440 mm)

Cable entries

300×100 mm 1× on top and bottom – rear
500×115 mm 2× on top and bottom – side for width 800 mm

Note: All dimensions in mm

ORDERING AND SHIPPING INFORMATION: Configure the rack that meets your requirements. The ordering matrix below will help you create a Code. As soon as you have the Code, please contact your Conteg products distributor. Please note that all RI7 RACKS ARE DELIVERED FULLY ASSEMBLED and palletized!

FOLLOW THE STEPS TO SET UP THE DESIRED RI7 RACK CODE!

R	I	7	-	1.	-	2.	/	3.	4.	-	5.	6.	7.	8.	9.	-	10.	11.	12.	-	13.

An example of a correct Code:

R I 7 - 45 - 60 / 6 0 - G V S V A - 3 0 4 - H

1. HEIGHT		
Code	Height (in U)	External height (mm)
15	15	778
21	21	1045
27	27	1311
33	33	1578
42	42	1978
45	45	2111
48	48	2245

2. WIDTH	
Code	Width (mm)
60	600
80	800

3. DEPTH		
Code	Depth (mm)	Useful depth (mm)
6	600	590
8	800	790
10	1000	990

4. EXTRUSIONS			
Code	Front pair	Rear pair	Note
0	L	L	L-type undivided extrusions

5. FRONT DOOR	
Code	Note
0	Without door[1]
G	Glass door
S	Sheet steel door
P	Perforated sheet steel door[2]
W	Vented door (perforation rate 86%)[2]
	Other

[1] No IP protection
[2] IP20 max.

6. FRONT DOOR LOCK	
Code	Note
V	Swivel handle DIN profile, universal key, 333
	Other

7. REAR DOOR / PANEL	
Code	Note
0	Without panel/door[1]
G	Glass door
S	Sheet steel door
P	Perforated sheet steel door[2]
W	Vented door (perforation rate 86%)[2]
Y	Rear panel – single piece
	Other

[1] No IP protection
[2] IP20 max.

8. REAR DOOR / PANEL LOCK	
Code	Options
V	Swivel handle DIN profile, universal key, 333
U	Lock for rear panel, universal key
	Other

9. SIDE PANELS (BOTH SIDES)*	
Code	Note
0	No side panels
A	2 side panels, sheet steel, universal key
	Other

* Open side/sides result in no IP protection

10. IP RATING[1]	
Code	Note
0	IP00
2	IP20
3	IP30

[1] According to EN 60 529

11. PLATES	
Code	Options
0	Top & bottom plates – Integral

12. LOAD RATING		
Code	Load rate (kg)	Note
3	300	for rack heights 15–33U
4	500	for rack heights 42–48U

13. COLOR	
Code	Note
B	RAL 7035 (light gray)
H	RAL 9005 (black)

Configure IT rack on-line www.conteg.com/configurators

CONTEG, spol. s r.o.

Headquarters:
Na Vitezne plani 1719/4
140 00 Prague 4
Czech Republic
Tel.: +420 261 219 182
conteg@conteg.com
www.conteg.com

Production plant:
K Silu 2179
393 01 Pelhrimov
Czech Republic
Tel.: +420 565 300 300

Local Branches/Offices:

Austria/Germany/Switzerland:	+420 261 219 182
Benelux:	+31 76 5420 709
Southeastern Europe:	+49 172 8484 346
Finland:	+358 50 414 1257
France/Italy/Maghreb:	+33 1 60 04 55 90
Middle East:	+966 54 000 2341
Russia/CIS:	+7 495 967 3840